


SES-X-FA8LTT01 8 CH Balanced Line Level Audio over Fiber Extender



FEATURES

- 8-Channel Audio over Fiber with Singlemode Connector
- 24-Bit Digitally Encoded Analog Audio
- Transmission Distance up to 12.4 miles over Singlemode Fiber
- Adjustment Free Plug & Play Operation
- 1 Year Warranty
- FCC & RoHS Compliant

INCLUDES

- 2-12VDC/2A Power Supplies
- 4-12 Inch Phoenix 5-Pin Break Out Adapters to 2 XLR Female Connectors
- 4-12 Inch Phoenix 5-Pin Break Out Adapters to 2 XLR Male Connectors



SES-X-FA8LTT01 AUDIO FIBER EXTENDER

Set Up Instructions

1. Secure the units in a safe location, where they will not be subject to impact and where there is room around the unit so nothing will interfere with the fiber optic cabling causing it to bend sharply in a tight radius in any way that can severely affect the signal transfer.
2. Use proper cable management and handling for routing fiber optic cable.
3. Carefully connect your source(s) to the transmitter input(s) and the receiver unit output(s) to your receiving device input(s) using the XLR connectors on the transmitter and on the receiver unit.
4. CLEAN* the ST fiber optical cable contacts that will be used for connecting the Tx and Rx units and attach the fiber cable to the ST connections and secure, as you would secure a bayonet BNC. While pressing lightly in on the connector, twist it in a clockwise direction about 1/8 to 1/4 of a turn and then release. The connector should stay inserted and have backwards spring pressure holding the bayonet in place.
5. Connect the included power supplies to the transmitter and receiver units, and plug them both into an AC power source (100-240VAC 50/60Hz).


* CLEAN: All fiber optical cable contacts require cleaning each time before inserting into a device's outputs or inputs. Failure to clean the contacts can damage the unit's optics over time and can also permanently damage the cable and the device.

Use cleaning kits designed specifically for fiber optics.

SPECIFICATIONS	
Unity Gain	0dB
Total Harmonic Distortion	<0.05%
Signal to Noise Ratio	> 90dB Ref. 4dBu, A Weighting
Maximum Balanced Input Signal	18dBu
Max Line Input/Output Voltage	17.4Vp-p
Optical Wavelength	1310nm
Frequency Response	20Hz—20KHz
Sample Rate	48KHz, 24K bit rate
Input Power	12VDC
Unit Dimensions Each Unit	6.25 x 6.25 x 1.25 inch with flanges/plugs
Power Consumption	<1W
Includes	(2) 12VDC/2A Power Adapters


SES-X-FA8LTT01 AUDIO FIBER EXTENDER

TRANSMITTER



- 1 Power Indicator LED
- 2 Channel 1 Balanced Audio Input
- 3 Channel 2 Balanced Audio Input
- 4 Channel 3 Balanced Audio Input
- 5 Channel 4 Balanced Audio Input
- 6 DC Power Input Jack
- 7 ST Fiber I/O Port

RECEIVER



- 1 Fiber Link Indicator LED
- 2 Power Indicator LED
- 3 Channel 1 Balanced Audio Output
- 4 Channel 2 Balanced Audio Output
- 5 Channel 3 Balanced Audio Output
- 6 Channel 4 Balanced Audio Output
- 7 DC Power Input Jack
- 8 ST Fiber I/O Port

SAFETY PRECAUTIONS

1. To prevent fire or shock hazard, do not expose this equipment to high humidity and/or dust. Do not use in an unprotected outdoor installation nor any area classified as overly damp or wet.
2. The temperature for installation should be kept between 32°F to 140°F (0°C to 60°C). Avoid direct sunlight exposure or extreme changes of temperature over a short period of time.
3. Do not disassemble the unit as this voids the warranty.
4. Do not drop the unit and avoid heavy impact.
5. This unit should not be permanently installed unless proper ventilation is provided. Any enclosure openings must not be blocked or covered as they protect the unit from overheating.
6. Before cleaning, turn off the power and unplug the unit from all connections. Use a damp cloth. Do not use liquid or aerosol cleaners.
7. Do not overload outlets and extension cords as this may result in a risk of fire or electric shock.
8. Enclosure entry is dangerous. Never push objects of any kind, including liquids, into this unit through openings as they may touch dangerous voltage points or short-out parts that could result in a fire or electric shock.
9. Do not attempt to open or service this unit yourself as opening or removing covers may expose you to dangerous voltage and other hazards.
10. There are no user-serviceable parts inside the unit. If the unit requires service contact your authorized dealer, or an authorized repair service company.

Federal Communications Commission (FCC) Compliance Notices

Class A Interference Statement

This equipment has been tested and found to comply with the limits for a Class A digital device, pursuant to part 15 of the FCC Rules. These limits are designed to provide reasonable protection against harmful interference when the equipment is operated in a commercial environment. This equipment generates, uses, and can radiate radio frequency energy and, if not installed and used in accordance with the instruction manual, may cause harmful interference to radio communications. Operation of this equipment in a residential area is likely to cause harmful interference in which case the user will be required to correct the interference at his own expense.

FCC Caution

This device complies with part 15 of the FCC Rules. Operation is subject to the following two conditions: (1) This device may not cause harmful interference, and (2) this device must accept any interference received, including interference that may cause undesired operation.

SESCOM

PO Box 720 • Mt. Marion, NY 12456 • USA

845.246.1915 • sales@sescom.com